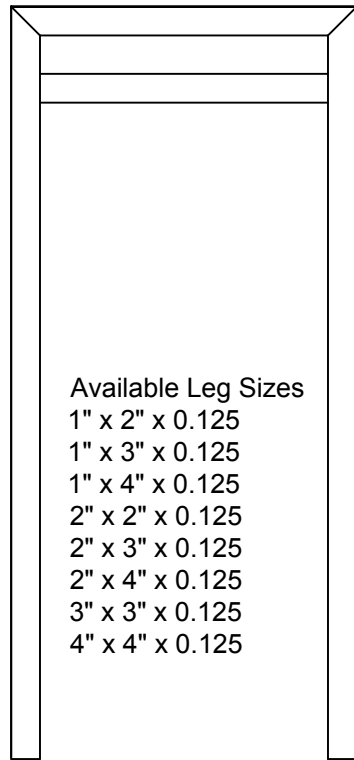


A FRAME

45 DEGREE CUT



Available Leg Sizes

- 1" x 2" x 0.125
- 1" x 3" x 0.125
- 1" x 4" x 0.125
- 2" x 2" x 0.125
- 2" x 3" x 0.125
- 2" x 4" x 0.125
- 3" x 3" x 0.125
- 4" x 4" x 0.125

BOX SIZE

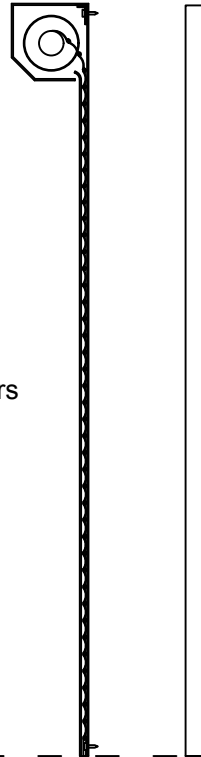
TOP OF BOX
(FM HEIGHT)

RAIL
HEIGHT

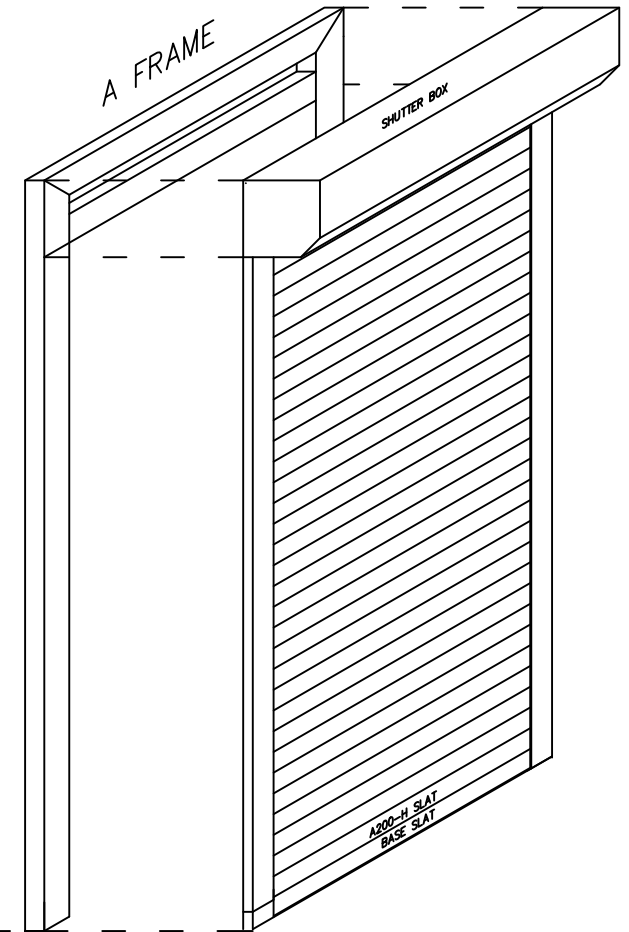
Available Colors

- White
- Beige
- Bronze
- Metalic
- Grey
- Brown
- Arcona Beige

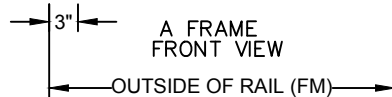
SHUTTER A FRAME



SIDE VIEW



ISOMETRIC VIEW
SHUTTER AND A FRAME



Copyright © 2016 by Rollac Rolling Shutters

APPLICATION: TO BUILD OUT OVER AN OBSTACLE SUCH AS A DOOR HANDLE. BUILD OUT IS FOR SHUTTER HOUSING AND GUIDE RAILS.



5331 W. Orange St.
Pearland, TX. 77581
Tel: 281-485-1911
www.rollac.com